

MACEDONIA PARKS & RECREATION COMMUNITY SURVEY RESULTS 2016

Macedonia Parks & Recreation Community Survey Snapshot:

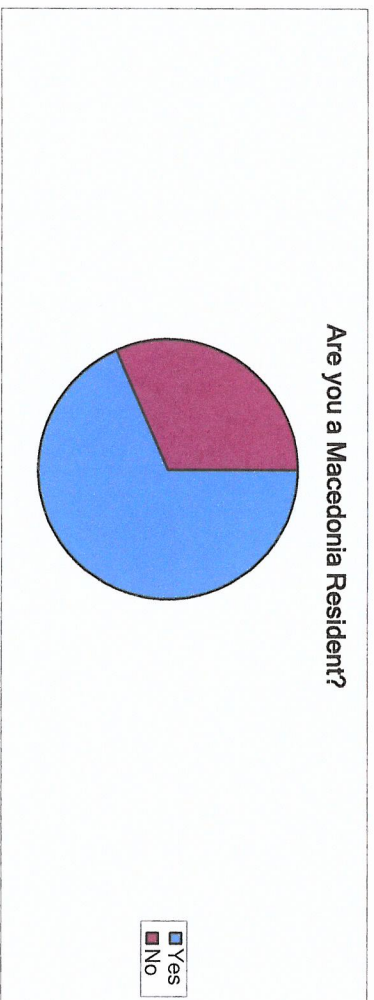
- A total 732 responses were received from January 15-February 18, 2016.
- Survey was promoted with signage at both City Hall and the Macedonia Recreation Center.
- Survey was featured in The Newsleader.
- Link to survey was emailed to the Recreation Center's email distribution list.
- Link to survey was shared with Nordonia Hills School Parent Teacher Associations.
- Survey was administered electronically via the City of Macedonia & Macedonia Parks & Recreation websites. The link was also posted via the Macedonia Recreation Center Facebook page which reached 1,734 organic (3,702 paid) individuals, had 30 shares, and 38 comments.
- Attended a meeting at the Macedonia Senior Center to administer survey to seniors who may not have access to technology.
- The majority of the participants took the survey via the Facebook page vs. the Mac Rec & City websites.

Macedonia Parks and Recreation Community Survey 2016

Are you a Macedonia Resident?

Answer Options	Response Percent	Response Count
Yes	68.5%	500
No	31.5%	230

answered question 730
skipped question 2



The survey was open to both Macedonia residents and non-residents. The majority of the 732 respondents to the survey stated that they were Macedonia residents (68%). In addition, a significant number of the respondents (69%) were female and fall within the age range of 30-44 years. The charts and graphs that relate to children in the household show that 36.5% respondents have no children in their household. In addition, nearly a quarter (24.9%) of the respondents stated having children ages 8-11 followed closely with 21% respondents stating they have children under the age of five. 51.9% of the respondents are members of the Recreation Center.

Are you male or female?

Answer Options	Response Percent	Response Count
Male	31.0%	226
Female	69.0%	504

answered question 730
skipped question 2

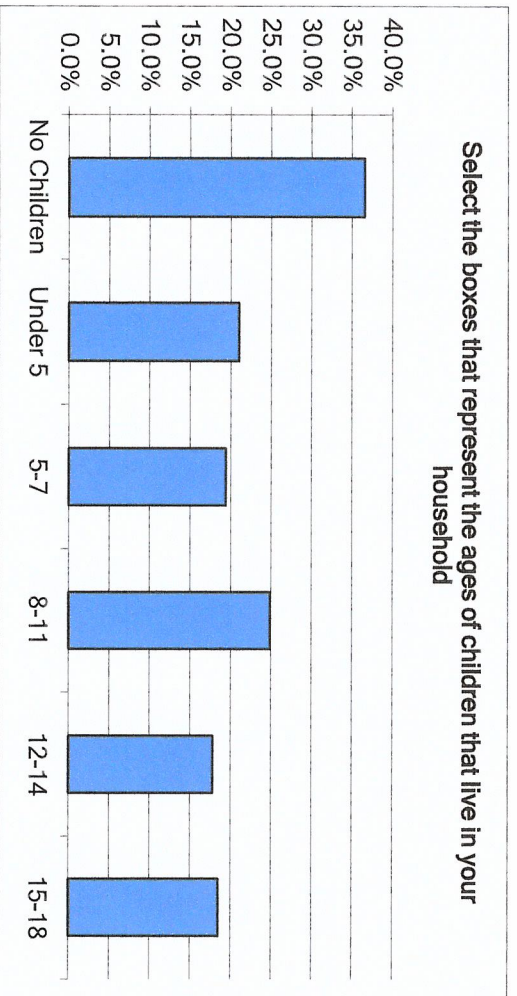
Macedonia Parks and Recreation Community Survey 2016

Age

Answer Options	Response Percent	Response Count
18 - 29	11.5%	84
30 - 44	44.1%	322
45 - 59	29.0%	212
60+	15.3%	112
<i>answered question</i>		730
<i>skipped question</i>		2

Are you a member of the Macedonia Family Recreation Center?

Answer Options	Response Percent	Response Count
Yes	51.9%	377
No	48.1%	349
<i>answered question</i>		726
<i>skipped question</i>		6



Select the boxes that represent the ages of children that live in your household

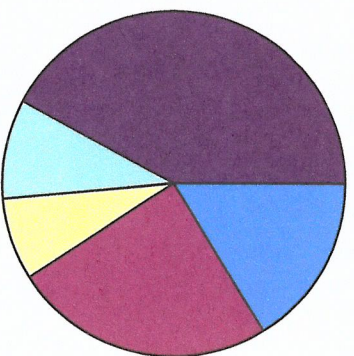
Answer Options	Response Percent	
No Children	36.5%	
Under 5	21.0%	
5-7	19.4%	
8-11	24.9%	
12-14	17.8%	
15-18	18.5%	
<i>answered question</i>		718
<i>skipped question</i>		14

Macedonia Parks and Recreation Community Survey 2016

If you are a member, How often do you utilize the Macedonia Recreation Center?

Answer Options	Response Percent	Response Count
Once or twice per week	16.2%	108
3-4 times per week	24.7%	165
5+times per week	7.6%	51
I am a member but do not use frequently	9.4%	63
Not a member	42.1%	281
<i>answered question</i>		668
<i>skipped question</i>		64

If you are a member, How often do you utilize the Macedonia Recreation Center?



■ Once or twice per week
■ 3-4 times per week
■ 5+times per week
■ I am a member but do not use frequently
■ Not a member

The results of the survey show that the respondents who stated they were members utilize the facility frequently. When focusing on the 387 individuals who responded to the question, "If you are a member, how often do you do you utilize the Macedonia Recreation Center" we found the survey shows that 42% utilize the facility 3-4 times per week.

However, the survey did show that 42% of total respondents to the survey are not members of the Recreation Center, and 64 respondents skipped the question entirely.

Macedonia Parks and Recreation Community Survey 2016

Which activities are you/your family participating in currently at the Macedonia Recreation Center? (Check all that apply)

Answer Options	Response Percent	Response Count
Swim Lessons	28.9%	147
Water Exercise Classes	10.2%	52
Swim Team	8.4%	43
Youth Sports	17.5%	89
Summer Day Camp	3.5%	18
Cardio Equipment	57.0%	290
Group Fitness Classes	23.4%	119
Weight Room	45.8%	233
Senior Bus Trips	2.4%	12
Massage	5.7%	29
Personal Training	6.1%	31
Tot Room Services	8.6%	44
Special Events	16.5%	84
<i>answered question</i>		509
<i>skipped question</i>		223

How satisfied are you with the current recreation program offerings?

Answer Options	Response Percent	Response Count
Very Satisfied	9.4%	60
Satisfied	35.5%	226
Somewhat Satisfied	41.8%	266
Not at all satisfied	13.2%	84
<i>answered question</i>		636
<i>skipped question</i>		96

Respondents were asked the following open ended question: What programs or services would you like to see offered? Listed below were some of the most frequent suggestions respondents provided.

What programs or services would like to see offered in regards to adult programs/services:

- Bus trips*
- Senior Programs i.e. senior dances, luncheons, movie nights, senior computer classes
- Running Club
- Adult Slow Pitch Softball
- Adult volleyball
- Adult Swim Team
- Racquetball
- Bocce
- More community events

What programs or services would like to see offered in regards to youth programs/services:

- Field hockey
- Basketball
- Ice skating
- Cheerleading*
- Dance and hip hop dance*
- Yoga/ Youth Fitness Programs*
- Father-Daughter Dance*
- Family Movie Nights* (more frequent)
- Parent's Night Out*
- Baseball skills classes pre & post season

What programs or services would like to see offered in regards to miscellaneous:

- Classes included with membership price
- Monthly membership
- Pool membership only
- Nordonia Hills community membership rate


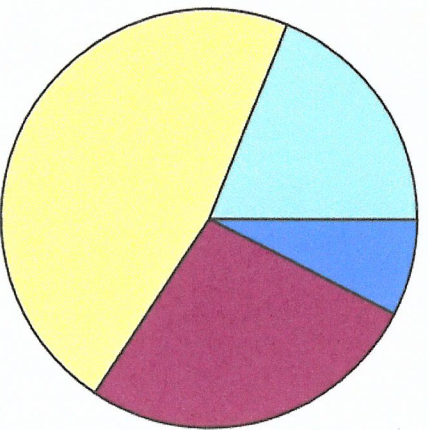
(*Currently already offered at the Macedonia Recreation Center)

Macedonia Parks and Recreation Community Survey 2016

How satisfied are you with the current recreation facility offered

Answer Options	Response Percent	Response Count
Very Satisfied	7.5%	51
Satisfied	26.7%	181
Somewhat Satisfied	46.8%	317
Not at all Satisfied	18.9%	128
<i>answered question</i>		677
<i>skipped question</i>		55

How satisfied are you with the current recreation facility offered

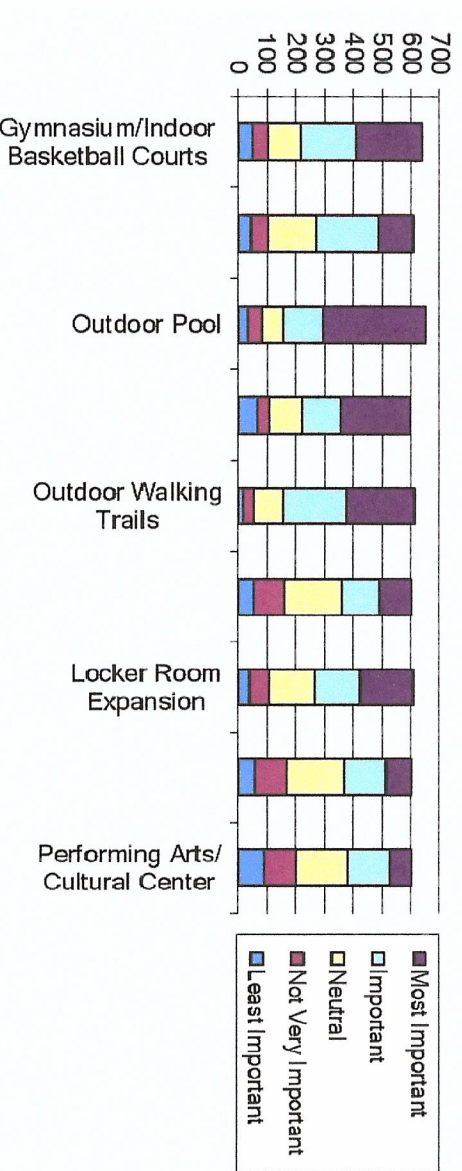


Macedonia Parks and Recreation Community Survey 2016

To help us better develop Macedonia Parks and Recreation in the future; please rank how important the following amenities are to you and your family?

Answer Options	Most Important	Important	Neutral	Not Very Important	Least Important	Response Count
Gymnasium/Indoor Basketball Courts	223	194	116	53	48	634
Outdoor Basketball/Tennis/Volleyball Courts	120	219	165	63	41	608
Outdoor Pool	354	140	74	46	35	649
Splash Park	245	131	115	45	63	599
Outdoor Walking Trails	234	223	101	37	16	611
Renovations to Longwood Park Baseball Fields	112	135	197	108	52	604
Locker Room Expansion	186	155	159	69	38	607
Additional Multipurpose/Social Room (Rental)	90	144	203	109	56	602
Performing Arts/ Cultural Center	76	144	180	112	89	601
<i>answered question</i>						672
<i>skipped question</i>						60

To help us better develop Macedonia Parks and Recreation in the future, please rank how important the following amenities are to you and your family?



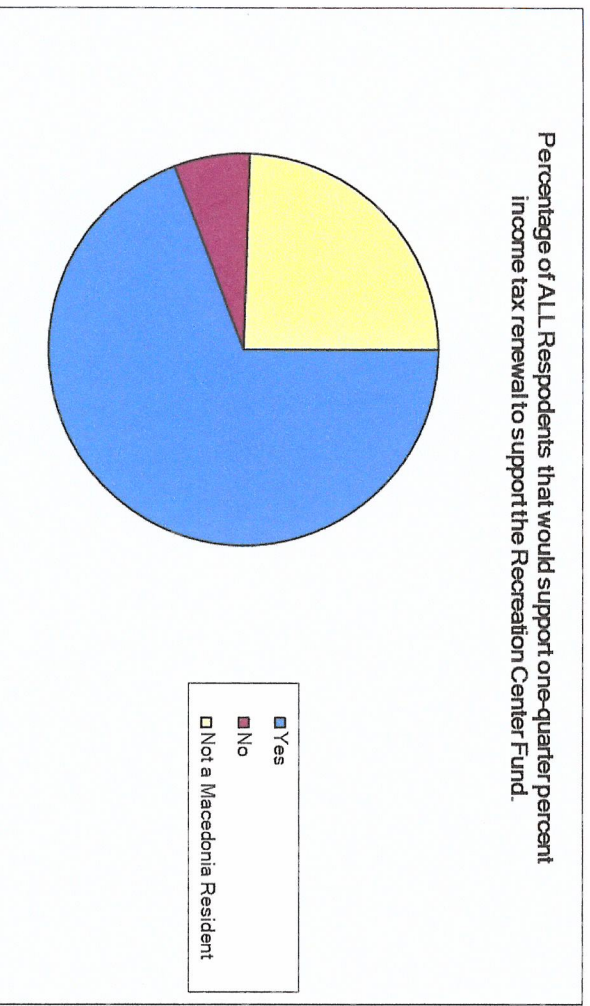
The following amenities were ranked in order of importance:

1. Outdoor Pool
2. Splash Park
3. Outdoor Walking Trails
4. Gymnasium/Indoor Basketball Courts
5. Locker Room Expansion
6. Outdoor Basketball/Tennis/Volleyball Courts
7. Renovations to Longwood Park Baseball Fields
8. Multipurpose/Social Room (Rental Space)
9. Performing Arts/Cultural Center

Macedonia Parks and Recreation Community Survey 2016

Percentage of ALL respondents that would support the one-quarter percent (1/4%) income tax renewal to support the Recreation Center Fund,

Answer Options	Response Percent	Response Count	
Yes	69.2%	432	
No	6.3%	39	
Not a Macedonia Resident	24.5%	153	
			<i>answered question</i> 624
			<i>skipped question</i> 108



Macedonia Parks and Recreation Community Survey 2016

Percentage of MACEDONIA RESIDENTS who would support the one-quarter percent (1/4%) income tax renewal levy that would allow for the construction and completion of capital projects, such as those listed above (outdoor pool, gymnasium, larger locker rooms, etc.).

Answer Options	Response Percent	Response Count
Yes	84%	421
No	7%	37
<i>answered question</i>		500
<i>Skipped question</i>		42

Percentage of Macedonia Residents who responded to support a one-quarter percent (1/4%) income tax renewal levy that would allow for the construction and completion of capital projects, such as those listed above (outdoor pool, gymnasium, larger locker rooms, etc.)

